


THE NANOGRAM

Martha Jefferson Hospital Laboratory Services



Summer
2017



Important Phone Numbers

Clinical Lab
654-7170 or
fax 654-7164

**Anatomic Pathology
Lab**
654-7955 or
fax 654-7944

**AP Client Services
Representative,
Noel Jorgensen**
654-5525



Quarterly Newsletter on Website

This newsletter is from the Laboratory and will be distributed on a quarterly basis. It contains important information and news briefs concerning laboratory services. In addition to normal distribution, each issue will be posted at www.cvillepathology.net under the News Brief section.

Medical Lab Scientist (MLS) School

Sentara Rockingham Memorial Hospital (SRMH) offers a MLS Program that is one year of school that includes 6 months of lectures/labs followed by 6 months of clinical rotations. The school started in 1968 and has 24 students a year. The program has 100% passing rate for students that take American Society for Clinical Pathology (ASCP) Boards.

If you would like more information,
please call the program at

1-540-564-7232.

Jing Hou was a MLS student that did a rotation here at SMJH. She is now a certified Medical Technologist and working full time at SMJH Lab Services.

New Nurse Orientation to the Lab

Every two weeks a group of new SMJH nurses and nursing partners is welcomed to the lab as part of their orientation process. Medical technologists Kathy Hamilton and Scott Jewell act as tour guides and teachers. They use this opportunity to show the new hires around the lab and point out ways that the nursing and lab teams can help each other to increase patient care quality and safety.

Nurses are shown how tasks as seemingly unimportant as how to place a patient label on a tube are really significant steps in the process of getting results to doctors efficiently and accurately. They see the role that instrumentation plays in obtaining results. They learn proper use of the pneumatic tube system as it relates to the transport of lab specimens as well as the "how and why" of urine collection tubes and testing.

They visit Hematology where they learn manual differentials and have the opportunity to see what lab techs see when performing a manual diff.

Nurses have a chance to ask questions and are encouraged to call and ask when unsure of lab-related issues in the future. The laboratory is proud of their important role in the patient care process and is always happy to share what they do with other members of the SMJH Hospital team.

Drug Screen Information

SMJH Lab Services performs a screening test for Amphetamines, Barbiturates, Benzodiazepines, Cocaine, Marijuana, Methadone, Methamphetamine, Methylendioxyamphetamine, Opiates, Oxycodone, Phencyclidine, and Tricyclic Antidepressants. If the patient tests positive, the specimen is automatically referenced out for confirmatory testing (except for Tricyclic Antidepressants which requires the provider to order a confirmation).

Initial testing requires 1 ml of urine. Confirmatory testing requires **10 ml of urine per test** sent out.

Hydrocodone will only test positive for opiates or oxycodone at concentrations greater than 50,000 ng/ml. The test will have to be referenced out otherwise.

The most important thing to remember is that this is a screening test and it is susceptible to cross reactivity from many different drugs and other substances.

If you have further questions about drug screening at SMJH Lab, please contact the lab at 434-654-7170.

New Histology Senior Technologist

Erik Keller, HT has been promoted to Senior Technologist of Histology at SMJH Lab Services. Erik has taken the leadership role in stride as Histology moves forward with adding new stains and equipment.




Visit Charlottesville Pathology's website at: www.cvillepathology.net

THE NANOGRAM

Martha Jefferson Hospital Laboratory Services



Summer
2017



Lab Leaders

Jeff Willy, MBA, MT (ASCP)
Director, Lab Services

Carolyn Dotson, MT (ASCP)
Lab Operations Manager

Thea Alterman, MT (ASCP)
QC/QA Manager

Bette Webber, MT (ASCP)
Lab Administrative Manager

Sarah Harris, MSHS, MLT (ASCP)
Clinical Core Lab Mgr.

Pathologists

R. Hunt MacMillan III, MD

J. Tyler Green, MD
Director of Histology, Chemistry, Microbiology, and Blood Bank

Laura Spinelli, MD
Medical Director, Lab Director of Cytology, Hematology, Serology, Coagulation, and Urinalysis

Free Standing ED Lab at Proffit Rd.

In April of 2017, The FSED Laboratory went live with performing Ethanol, Salicylate, Acetaminophen, and C-reactive Protein .

Modification to HPV Testing

After switching to Epic, SMJH Cytology Services became aware that additional fees were dropping when we performed High Risk HPV and also resulted HPV 16 and HPV 18, as this is how the fees were built for other Sentara hospitals. Because our Roche platform results HPV high risk (other than 16 and 18) and HPV 16 and HPV 18 automatically when the test is run, we do not see the need for additional charges. We were able to change our fee structure at SMJH such that only one fee, the fee we had always charged in the past, will be billed for the test (\$60). We will result High Risk HPV (other than 16 and 18), HPV 16 and HPV 18 as we have in the past, and will be able to go back to only charging a single fee.

Below is a list of test orderables for your reference. If you have any questions, please contact Cytology at SMJH at [434-654-7775](tel:434-654-7775).

Test Number	Test
Lab8011	Liquid based Pap
Lab4216	HPV Testing <i>NOTE: HPV testing will always include High Risk HPV other than 16 and 18, HPV 16, and HPV 18 for one low fee.</i>
Lab8011 ± Lab4216	Liquid based Pap with HPV testing regardless of pap diagnosis
Lab8001	Liquid based Pap with reflex HPV on ASCUS pap



Hamilton Young




Laura Ewart

Lab Week Awards

Each year during National Lab Week in April the staff of the SMJH Lab recognizes coworkers for excellence, commitment to service, teamwork, and improving health every day. The 2017 Lab Person of the Year is Laura Ewart. The Rookie of the year is Hamilton Young. And, the Menk Award winner (recognition accompanied by funding to attend a professional meeting of their choice for CE) is Anna Brownfield.

Congratulations to the Lab Members and keep up the good work!



Anna Brownfield

Ideal Test Tube Labeling

In the effort to increase workflow and speed of processing and resulting, we are asking providers that submit tube specimens to make note of the location of the label. The specimen label should be placed with name closest to the cap (A in diagram). The blacked out words are the patient names. This placement allows the tubes to be placed in rack and the last name to be seen at the top. Thanks for your help.

CORRECT

