

THE NANOGRAM

Martha Jefferson Hospital Laboratory Services



Spring
2015



Important Phone Numbers

Clinical Lab
654-7170 or
fax 654-7164

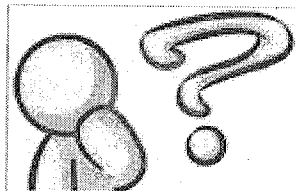
**Anatomic Pathology
Lab**
654-7955 or
fax 654-7944

**AP Client Services
Representative,
Noel Jorgensen**
654-5525

Quarterly Newsletter on Website

This newsletter is from the Laboratory and will be distributed on a quarterly basis. It contains important information and news briefs concerning laboratory services. In addition to normal distribution, each issue will be posted at www.cvillepathology.net under the News Brief section.

Did You Know?




Tricare Insurance and Laboratory Tests

Generic V Codes (such as V70.0, V72.60) for Laboratory services are not payable and should not be used as primary diagnosis codes when ordering Laboratory tests. Tricare will NOT pay for any Laboratory tests ordered when the primary diagnosis code is a screening diagnosis.

College of American Pathologists (CAP) Inspection

The laboratory had 9 surveyors visit the main hospital and FSED on Monday, January 5 and Tuesday, January 6 for the CAP inspection. This inspection is completed every 2 years and allows laboratories to obtain and maintain accreditation. This was the lab's first inspection with the CAP. We received great remarks and were deemed fully accredited by this organization. Being accredited with CAP allows MJH lab services to maintain high standards for patient care, quality assurance goals, meet regulatory requirements, and manage the laboratory efficiently. Receiving this accreditation is an end result of very hard work among the laboratory management and laboratory team.



Lab Week

It's time to celebrate Lab Week, April 19-25, 2015, and honor Laboratory Professionals for being a vital part of the patient care team! Thank you to the Laboratory Services Professionals. If you see a Lab member during this week, wish them HAPPY LAB WEEK!

New In House Testing: MRSA/SA Blood Culture by PCR

Methicillin-resistant Staphylococcus aureus (MRSA) and Methicillin Sensitive Staphylococcus aureus (MSSA/SA) can now be detected from a positive blood culture using PCR technology. On March 17, 2015, the Microbiology Laboratory began offering a new rapid PCR method of detecting the DNA of MRSA and MSSA.

Ordering the test: The test will not be orderable by the physician. The laboratory will order the test once a blood culture bottle is determined positive by laboratory instrumentation and gram positive cocci in clusters are found on the gram stain from the positive blood culture bottle.

Resulting: The test will be performed on all shifts. All positive MRSA results will be called to the floor/unit and to the physician as critical values.

Limitations of the test: A positive test result does not necessarily indicate the presence of viable organisms. It is however, presumptive for the presence of MRSA and SA (MSSA).

MJH Percent Agreement

	Pos % Agreement	Neg % Agreement
MRSA	100 %	100%
SA	100%	100%

Blood Bank Medical Director

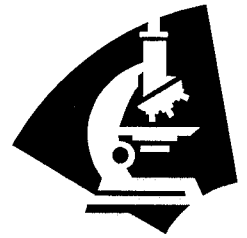
**Welcome Dr. R. Hunt MacMillan as the new designated
Blood Bank Medical Director!**

THE NANOGRAM

Martha Jefferson Hospital Laboratory Services



Spring
2015



Lab Leaders

Jeff Willy, MBA, MT (ASCP)
Director, Lab Services

Carolyn Dotson, MT (ASCP)
Lab Operations Manager

Thea Alterman, MT (ASCP)
QC/QA Manager

Bette Webber, MT (ASCP)
Lab Administrative Manager

Sarah Harris, MSHS, MLT (ASCP)
Clinical Core Lab Manager

Pathologists

R. Hunt MacMillan III, MD
Director of Blood Bank, Chemistry, and Microbiology

Thomas Dudley, MD
Director of Histology


Laura Spinelli, MD
Medical Director, Lab Director of Cytology, Hematology, Serology, Coagulation, and Urinalysis

Annual Report



Clinical Rotation at Martha Jefferson Histology for Histology Students

Rockingham Memorial Hospital (RMH) and Martha Jefferson Hospital are part of the Sentara Hospital System. As a system, all of the hospitals work together to improve patient care and health in their communities. RMH offers a Histology program that is one year of school including 6 months of lecture and student lab



followed by 6 months of rotations through 5 hospital histology labs—RMH Histology Lab, Norfolk General Hospital Immunohistochemistry Lab, Norfolk General Hospital Histology Lab, MJH Histology Lab, and Williamsburg Regional Medical Center Histology Lab.


MJH Histology has been working with 2 Histology students, Haley Johnson and Michael Gubler. Both students have a B.S. in Biology and are enjoying their clinical rotation at MJH where they are learning about Histology and how to section, stain, and process histology slides. MJH Histology Section Leader, Lorraine Pantella, HT (ASCP) is on the faculty of the school at RMH. If you have questions about the School of Histology, please contact RMH Histology at 540-564-7232 or MJH Histology at 434-654-7188.

Cytology Annual Report

During the first quarter of the year, Cytology Services at MJH looks back at the previous year for annual trends. Here are a few of the statistics that were noted for 2014.

- Total number of Paps decreased but the total number of HPV tests has gone up significantly. 62% of the GYN cases have HPV testing associated with it.
- HPV testing has gone up steadily over the last 3 years
 - ⇒ In 2012 it was 42% of cases
 - ⇒ In 2013 it was 50% of cases
 - ⇒ In 2014 it was 62 % of cases
- Turnaround Time has decreased for Pap results to approximately 1.8 days. This is from receipt of the specimen to reporting.
- Total number of Non-Gyn cases is trending down, but number of FNAs is trending up.

Reminders: Filling Out Specimen Paperwork



Here are a few things to keep in mind when filling out paperwork to accompany specimens.

- No Nicknames. Please write full name.
- The patient name and date of birth should be on the paperwork and specimen container.
- A legible provider name should be on paperwork. Please print name under the signature if the signature is not readable.
- If there needs to be a report copied to a provider. The "Copy To" box on the requisitions should contain a full name, phone number and location (if possible).

Remembering these items when completing a requisition will help ensure patient safety, HIPAA compliance, and accurate reporting.

The next Nanogram newsletter will be Summer 2015 distributed in June 2015.