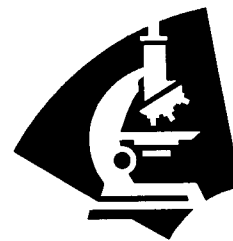


THE NANOGRAM

Martha Jefferson Hospital Laboratory Services

Spring 2014



Important Phone Numbers

Clinical Lab
654-7170 or
fax 654-7164

**Anatomic Pathology
Lab**
654-7955 or
fax 654-7944

**AP Client Services
Representative,
Noel Jorgensen**
654-5525

Fax Numbers:



Please note the differences between the fax numbers below.

When faxing in add-on orders for blood already in the system, please use the fax numbers:

**654-7164 or
654-7764**

When faxing in original orders for patients that are coming in to have their blood drawn, please use the fax number:


654-8585

Just a Note:

Martha Jefferson **Anatomic Pathology** requisitions have been modified from being 2 pages to 1 page. Please note this change when receiving your next supply order.

Quarterly Newsletter on Website


This newsletter is from the Laboratory and will be distributed on a quarterly basis. It contains important information and news briefs concerning laboratory services. In addition to normal distribution, each issue will be posted at www.cvillepathology.net under the News Brief section.



ABO/Rh Second Check for Blood Bank at all Sentara Hospitals

ABO/Rh Second Check started on February 17, 2014 and is working very well. We are ensuring safe transfusion practice by verifying ABO/Rh of all patients without a blood bank history at Martha Jefferson Hospital by using a second sample which is drawn at a different time than the original blood bank specimen. Second checks by this method are done by all Sentara hospitals.

Reminder: Urine Culture if Indicated




Urine Culture if Indicated should only be ordered along with/at the same time as a Urinalysis. If you would like a Urine Culture after the Urinalysis results are ordered, please order a Urine Culture. For questions, please call 654-7170.

MJH Lab Dedicated Courier and On-Call Service

Martha Jefferson Laboratory Services is extremely proud of their transportation team and its terrific ability to help provide excellent customer service to our clients while maintaining specimen control. Our laboratory transportation team is available 24 hours a day, 365 days a year.

Delores Rocha and Delores "Sis" Chadwick, our managers, have enjoyed working and growing with the laboratory over the past twenty-four years. This mother-daughter team reports that they are extremely proud to be associated with Martha Jefferson Hospital Laboratory and the great work it does for the community. Please call Sis or Delores at 961-2685 if you need assistance in determining lab transportation needs.



Martha Jefferson Healthwise: Colorectal Cancer

March was Colorectal Cancer Awareness month and some of the healthcare providers at Martha Jefferson Hospital participated in the Healthwise TV segment which focused on Universal Tumor Testing. The segment reinforced that importance of getting a colonoscopy and explained if cancerous tumor is found during the regular screening, doctors in the lab are now able to do Universal Tumor Testing. They can look at the tumor under the microscope and determine if the cancer is hereditary or not. There are established national guidelines and the recommendation is that you have your first colonoscopy at age 50 or 10 years before the earliest diagnosis in your family whichever is the youngest. Early detection could mean the difference between life and death.

Visit www.newsplex.com/community/healthwise to see the video and full story.

Congratulations Lab Management Team Members


Congratulations to Sarah Harris in her new role in the lab as Clinical Core Lab Manager. And, congratulations to Thea Alterman who will be adding DNV/ISO responsibilities for the entire hospital to her current duties.



THE NANOGRAM

Martha Jefferson Hospital Laboratory Services

Spring 2014



Lab Leaders

Jeff Willy, MBA, MT (ASCP)
Director, Lab Services

Carolyn Dotson, MT (ASCP)
Lab Operations Manager

Thea Alterman, MT (ASCP)
QC/QA Manager

Bette Webber, MT (ASCP)
Lab Administrative Manager

Sarah Harris, MSHS, MLT (ASCP)
Clinical Core Lab Manager

Pathologists

R. Hunt MacMillan III, MD
Director of Chemistry and Microbiology

Thomas Dudley, MD
Director of Histology and Blood Bank

Laura Spinelli, MD
Medical Director, Lab Director of Cytology, Hematology, Serology, Coagulation, and Urinalysis



Students Visit MJH Lab

MJH Lab Services and Charlottesville Pathology were pleased to host students from Sutherland Middle School in February 2014. The students studied hard, toured the lab, had interactive Q/A with Lab Techs and a Pathologist, and learned all about laboratory science and anatomic pathology.



PSA Pathology Billing Services

PSA, Pathology Services Associates, does the billing for Charlottesville Pathology Associates at MJH Anatomical Pathology. PSA is a Med3000 company and is part of the McKesson business family. They are experts on pathology billing and offer great experience in technology, customer service, and billing efficiency while handling pathology claims. PSA offers a **Patient Service Call Center** to answer billing questions that patients might have. The center has the following hours:

- ◆ Monday-Thursday 8am to 9pm ET
- ◆ Friday 8am to 8pm ET

The toll free telephone line:
1-877-835-0696

The customer service email:
psabilling@psapath.com


PFA-100 System Update: Platelet Function Analysis

PFA-100 system will be up and running this quarter.

This test requires special handling and it is recommended that patients should be drawn at the main hospital. Sample must be collected using a 21G needle or larger (no butterfly needles) directly into 2 NaCitrate (blue top) tubes and 1 EDTA (lavender top) tube. Samples must be kept at room temperature and are stable for up to 4 hours.

Reduced platelet function may be seen with hematocrit levels <35% or platelet counts <150,000/mL. Certain fatty acids and lipids (not cholesterol) may also inhibit platelet function; physicians may wish to advise patients to refrain from fatty foods prior to testing. Platelet inhibiting agents such as aspirin and anti-glycoprotein IIb/IIIa antagonists directly affect platelet function. If a bleeding disorder is indicated, further testing (platelet aggregation studies or vonWillebrand Disease) is recommended for a definitive diagnosis.

Expected patterns and interpretation of results will be provided with all results.



The next Nanogram newsletter will be Summer 2014 distributed in July 2014.